

2025-2026 Restorative Practices Seminars & Workshops for Educators, Parents/Caregivers, & Scholars

*Created by Dr. Marian Fritzemeier, Ed.D. ©2025
Restorative Practices Trainer, Consultant, & Coach
(Updated December 16, 2025)*

Introduction: The training content is divided into three sections. The first section features seminars and workshops for educators, the second section is for parents/caregivers, and the third section is for scholars. The workshops are identified as introductory, intermediate, or advanced. The time required for each workshop is noted. Some workshops are offered in Spanish while a few have a pre-requisite. Discover our newer RP 201 seminar, new RP 301 seminar, three new workshops, coaching, and Restorative Practices Pathways. To schedule workshops, please email RP@CVyouth.org

- **NEW:** *RP 301: Restorative Circles in Action: Building Community with Scholars* (p. 2)
- **NEW:** *Tier 2 Circles for Repairing Relationships* (p. 4)
- **NEW:** *From Insight to Action: Restorative Circles for Real Classroom Change* (p. 4)
- **NEW:** *The Ultimate Guide to Tier 2 RP Strategies* (p. 7)
- **NEW** *Ten Guidelines for De-escalating and Defusing Scholars' Behaviors* (p. 7)
- **NEW** *Portrait of a Yard Supervisor Team* (p. 10)
-

RESTORATIVE PRACTICES COACHING

We know that leaving a training feeling inspired is one thing—bringing restorative practices to life in the classroom or across a school is another. That's why we're expanding our Restorative Practices Coaching to support staff at every level in turning knowledge into confident, consistent practice.



Using a **model–mentor–transfer** approach (often called *I Do, We Do, You Do*), our coaches walk alongside educators, administrators, and support staff to build real-world skills that stick. Coaching can be tailored to your school's needs and may include:

- **Classroom shadowing and observation** with targeted, actionable feedback.
- **Co-facilitating or modeling** restorative strategies, such as community-building circles, affective statements, or restorative questions in live settings.
- **Helping administrators facilitate restorative conferences** and guiding teams through high-stakes conversations with scholars or staff.
- **Planning and debriefing sessions** to strengthen confidence and refine skills after implementation.
- **Collaborative lesson and circle planning** to align restorative practices with classroom culture and school-wide goals.

Whether it's supporting first-year teachers as they plan their initial circle, helping veteran staff fine-tune their questioning techniques, or partnering with leadership to embed restorative practices into discipline systems, our coaching is designed to meet educators where they are and help them grow. The goal: sustainable, skill-based implementation that transforms relationships and strengthens school culture.

Restorative Practices Seminars

Six Hour Seminars are held on eight selected Saturdays, 8:30 am to 3:30 pm. All three seminars are eligible for the MCS PD stipend.

NEW RP 301: Restorative Circles in Action: Community Building with Scholars



Are you looking to build stronger relationships in your classroom, create a more inclusive school community, and manage conflict in meaningful ways? This hands-on workshop is designed specifically for educators ready to bring restorative practices to life. In just one day, you'll experience five different restorative circles—each one focused on practical, real-world applications you can use with your scholars right away.

From building community with younger scholars using picture books, to integrating academic content

and facilitating decision-making and problem-solving circles, this training offers a rich blend of strategies, prompts, and tools. Whether you're new to circles or looking to deepen your practice, you'll walk away with the confidence, resources, and support to implement restorative circles in your own classroom or school. Coaching support is available to help you every step of the way. Recommended Prerequisite *RP 101: Introduction to Restorative Practices*. Register with MCS PD.

Seminar RP 101: Introduction to Restorative Practices

“Restorative practices are an emerging field of study that enables people to restore and build community in an increasingly disconnected world.” ---IIRP.edu



Administrators, certificated, and classified staff in Modesto City Schools are all encouraged to attend one of three six-hour seminars held on a Saturday from 8:30 am to 3:30 pm. *RP 101: Introduction to Restorative Practices* was created for employees interested in learning the basics of restorative practices in schools in one day with an emphasis on the practical – what you can do on Monday! Join hundreds of colleagues who've enjoyed this training and gained a much better picture of how they can implement restorative practices in their sphere of influence. Register with MCS PD.

Seminar RP 201: From ACEs to PACEs - Building Restorative Relationships

“Restorative practices, at their best, are part of a school culture that prioritizes culturally sustaining pedagogy and authentic relationship building -- connections that allow for trust, openness and inclusive spaces.” –Cory Collins, 2021

Many scholars come to school disconnected, lonely, isolated, and/or burdened by the effects of trauma and loss affecting their health, learning, and behavior. Although humans are hardwired with the desire to connect and thrive on healthy relationships, developing healthy relationships in our schools are often skipped.

RP 201 is a six-hour seminar that begins with research and implications of loneliness, isolation, disconnected scholars,



Adverse Childhood Experiences (ACEs) outcomes and their impact on learning, plus the more recent research (2019) on Positive Childhood Experiences (PCEs) from Johns Hopkins University.

This foundation is connected to building restorative relationships. Restorative Practices principles focus on intentional actions meant to emphasize the importance of building trusting relationships, improving existing relationships, and repairing relationships when harm has occurred. Educators will explore the importance of scholar-teacher relationships and strategies to create relationships with scholars.

Many practical activities are woven into the content. To accommodate differences between elementary and secondary content, a few training segments will offer different content simultaneously for participants. Recommended Pre-requisite *RP 101: Introduction to Restorative Practices*. Register with MCS PD.

Restorative Circles Workshops

Proactive & Responsive

NEW Tier 2 Circles for Repairing Relationships

(Tier 2, Responsive, Advanced)



This Tier 2 circle process addresses the root cause of harm while promoting reflection and accountability to resolve conflict and harm.¹ This circle can be used to repair relationships and harm, especially when the harm may require several sessions or ongoing support. Participants will identify ways to use the circle with a class and when the circle needs to meet multiple times to support all affected parties. They will also discover the four stages of a successful Repairing Relationship Circles, a sequence of actionable steps to effectively resolve conflict and restore harm, and how to use a simple Agreement Template.

NOTE: The Repairing Relationships and Harm Circle process should not and cannot occur immediately. This circle is not used in instances of harassment and bullying, since these are one-sided situations.² *Workshop Length: 1 hour*

NEW From Insight to Action: Restorative Circles for Real Classroom Change

(Tier 1 Proactive & Tiers 2 & 3 Responsive)

This isn't another sit-and-listen workshop—this is where your team turns ideas into action. In this one-hour session, staff will step into a restorative circle format to actively review key strategies from previous workshops—such as Restorative Apologies, Affective Statements, Restorative Questions, and Effective Guidance Techniques—and collaborate to create clear, actionable implementation goals.



Designed specifically for experienced or hesitant-to implement educators, this highly interactive session moves beyond theory, giving participants ownership of the process and helps teams transform learned concepts into practical, sustainable classroom practices. By the end of the workshop, your staff won't just understand the strategies—they'll have a plan to use them tomorrow. *Workshop length: 1 hour.*

Introduction to Restorative Circles: The Basics

(Tier 1, Proactive, Introductory)



Whether building community culture, restoring relationships after harm, or delivering content, Restorative Circles are a fundamental tool used in the restorative process. A key principle in Restorative Practices is having a school community and environment to which scholars want to be restored. Restorative Circles are a well-known method used to build school culture, address harm caused in a school community, and convey content in a way that builds socioemotional skills, empathy, and scholars' consciousness of the school environment and community.

Educators will learn the basics of running a Restorative Circle in a classroom setting, develop and keep circle guidelines, and explore the importance of the circle structure and methods. *Workshop Length: 1 hour*

Community Building Circles

(Tier 1, Proactive, Introductory)

Teachers don't have behavior management challenges; they have community relationship problems. The foundation of restorative practices is to proactively build relationships with scholars so that they can restore relationships by repairing harm when there are challenging behaviors. "We feel connected to other people when we sense that they see us, *know* us, and



care about us. That's what connection circles are about: being seen, being heard, being known, and developing affection.”³

Community building circles focus on building healthy relationships and a culture of care in the classroom. Sample Prompting Circle Questions provided. During this workshop, educators will learn components and practice community building circles. Educators will leave with actionable steps towards immediate implementation.

Workshop Length: 1 hour

Academic Content Circles: Elementary or Secondary



(Tier 1, Proactive, Introductory)

School faculty and staff regularly cite “lack of time” as a significant hurdle to implementation of circles amid high levels of demand in their positions. Learning circles utilize the structure and benefits of the circle format to convey and review classroom content. The workshop begins with purposes, benefits, and outcomes of content circles. Educators will practice using content to explore a topic, consider characteristics of prompting questions, and practice building sentence frames. Sample

content circles questions included. Learning circles are a great way to engage both academic learning while also teaching valuable communication skills, empathy, and social-emotional skills. *Workshop Length: 1 hour*

Decision-Making Circles

(Tier 1, Proactive, Intermediate)

Building upon, *Introducing Restorative Circles: The Basics*, this workshop continues developing circle skills through teaching circle formats for decision-making circles. Purposes, prompts for scholars, and follow-up prompts for decision-making circles provide the foundation of this workshop. Educators will create a respect agreement using decision-making circles. Basic Tips for Working with Difficult Dynamics are included. Educators will leave with knowledge and resources to utilize dialogue and decision-making circles to address these issues in their school community. *Workshop Length: 1 hour*



Community Building Circles Using Social Justice Picture Books (PS-3rd grades) (Tier 1, Proactive, Intermediate)



Learn how your preschool, TK & lower elementary grade scholars can connect. Using the restorative practices framework, educators can develop safe, supportive spaces in schools by creating community-building circles around social justice picture books. This workshop for PS - 3rd grade educators begins with an overview of restorative practices in education, circle guidelines, community building circles basics, and connections to CASEL's social-emotional standards.

Using social justice picture books, educators will experience the circles process and learn how they can engage scholars in learning through circles while holding meaningful conversations about how they felt as they read and listened to the story. Not only will educators walk away from understanding the process, but they'll be equipped with the resources to replicate this powerful strategy in their own PS - 3rd grade classrooms. *Workshop Length: 1 hour*

Problem-Solving Circles (Tier 2, Responsive, Intermediate)

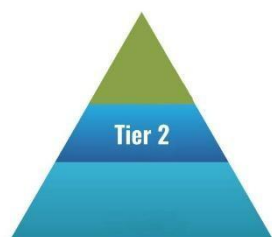
The culminating workshop in the circle's six-week series addresses problem-solving circles for participants to address problems or challenges they experienced with using circles in their classrooms by participating in a fishbowl problem solving circle. When something negative happens, such as something being destroyed, scholars being unkind to one another, scholars talking during instruction, etc., the teacher can use that opportunity to gather the class together in a problem-solving circle. Tips for problem-solving circles and benefits of problem-solving circles to resolve complaints are included. Participants will leave with tools they can use during problem-solving circles in the classroom. *Workshop Length: 1 hour.* This can be offered as an individual circle workshop if the school site is not offering a six-week circles series.



More Workshops for Educators

NEW The Ultimate Guide to Tier 2 RP Strategies

(Tier 2, Responsive, Advanced)



Many educators tell us, "I've tried countless Tier 1 strategies, but the behavior hasn't changed. What can I do?" "Most Restorative Practices currently being used in schools are MTSS Tier I or Tier III, leaving a gap in Tier II."⁴ In Tier 2 of the restorative approach MTSS pyramid, unresolved misbehaviors and managing challenging behaviors are addressed. Action strategies are shared so that educators leave equipped with skills strategies for working with scholars to resolve challenges between the educator and the scholar and between scholars. There are positive outcomes from

helping our scholars restore relationships with others, as well as restoration for the individual. *Workshop length: 1 hour*

NEW Ten Guidelines for De-escalating and Defusing Scholars' Behaviors (Tier 2, Responsive, Intermediate)

Classroom disruptions and challenging behaviors can quickly escalate into conflicts that interfere with learning, compromise safety, and exhaust both educators and scholars. This workshop equips participants with practical, trauma-informed guidelines to recognize early warning signs, intervene effectively, and prevent power struggles before they arise. This workshop is designed to foster positive relationships and promote a calm, supportive learning environment. Educators will gain tools to:



- **Observe and identify** patterns that may trigger disruptive behavior.
- **Manage and redirect** escalating situations with confidence and composure.
- **Ensure safety** by knowing when and how to seek additional support.
- **Strengthen classroom climate** through restorative practices that introduce scholars to self-regulation.

Participants will feel more prepared to reduce disruptions and maintain classroom environments that encourage both academic success, healthy relationships, and emotional growth. *Workshop Length: 1 hour*

Restorative Practices in Schools Overview (Tier 1, Proactive, Introductory)


This is a perfect presentation for those newer to restorative practices in schools. Zero tolerance and punishment that doesn't work for many scholars has led to what's now known as the school-to-prison pipeline. But there's good news.



Modesto City Schools District's LCAP (Local Control Accountability Plan) has included Restorative Practices as one alternative to decrease suspensions and improve school climate since 2012-2013. Restorative practices are described as holding scholars and staff accountable, and when necessary, making things as right as possible. Discover the paradigm shift from the traditional punitive approach to the restorative approach, principles of restorative practices and the restorative practices pyramid. Learn how restorative practices are changing the lives of scholars and staff. *Workshop length: 45 minutes*

The Power of Affective Statements: Elementary or Secondary

(Tier 1, Proactive, Introductory)



This workshop introduces the most informal restorative response and the easiest tool for building restorative relationships. Affective statements are responses to others' negative or positive behaviors. Educators learn the purposes of affective statements; ten characteristics of high-quality affective statements; and how to construct affective statements. Practicing the statements will provide educators with a jump-start and discussion questions allow reflection

on multiple aspects. Educators are challenged to use this new skill to develop the emotional literacy of scholars and improve school culture. *Workshop Length: 45 minutes*

Beyond the Script: Mastering Restorative Questions in Real-Time

(Tier 1, Responsive, Intermediate) [Formerly Fine-

Tuning Restorative Questions]. You already know the restorative questions—but what happens when the conversation gets messy? This engaging, hands-on workshop helps educators move past the “script” and confidently navigate real-world scholar interactions. In just one hour, participants will learn how to introduce restorative

questions in a way that feels natural, handle interruptions without losing momentum, keep the tone conversational, and guide students beyond simple apologies to meaningful resolutions. With built-in practice time, staff will leave with practical techniques they can immediately apply in their classrooms and with colleagues—making restorative conversations smoother, more authentic, and more effective. *Workshop Length: 1 hour*



Trainer Dr. Fritzemeier's Favorite Workshop

Restorative Apologies: Beyond Just Saying, “Sorry.” Elementary or Secondary (Tier 1, Proactive, Introductory)


Do you know that insincere apologies can cause more harm than help? They are also ineffective in many situations. In this workshop, *Restorative Apologies* connects restorative questions with potential apologies. Rather than just saying, “I’m sorry,” which is often not genuine, educators learn how to help others make a full apology. Full apologies usually have three parts corresponding to verb tenses: past, present, and future, plus apologies. The 4-part model is easy to learn and implement. Tips on responding to repetitive apologies with no change in behavior and a computer program scholars can use to write apology letters are included.

Workshop Length: 45 minutes



The Responsive Matrix for Educators (Tier 1, Proactive, Introductory)

[Formerly *The Social Engagement Window for Educators*].



“The fundamental hypothesis of restorative practices is that students are the happiest, healthiest and most likely to make positive changes in their behavior when teachers do things with them rather than to them or for them.” [iirp.edu]

Educators will determine their teaching style as they learn about the four quadrants of The Relationship Matrix: To, Not, For and With. When educators work with scholars using this framework, the results for scholars’ behaviors are surprising. A video, personal reflection, and dialogue circle make this workshop insightful and practical. *Workshop Length: 1 hour*

Trainer Kourtney Kauffman’s Favorite Workshop

Dodging the Power-Struggle Trap: Restorative Strategies for Avoiding Power Struggles. Elementary or Secondary (Tier 1, Proactive, Introductory)

Do you have scholars who “push your buttons”? How do scholars “trap” educators in power struggles? Discover specific strategies to personally respond to scholars’ power struggle invitations. Determine how you can remain calm and regulated so you don’t escalate the scholars’ behaviors and make the situation worse. This workshop features restorative strategies for avoiding power struggles with scholars and colleagues in an effective manner. Options are also available for yard supervisors and campus supervisors. *Workshop Length 1 hour*



REVISED Portrait of a Yard Supervisor Professional

(Part 1 of 2; Tier 1, Proactive, Introductory)

Elementary yard supervisors play a vital role in creating safe, positive, and engaging recess environments for scholars. This foundational workshop introduces the essential skills and practices every yard supervisor professional needs to support safety, belonging, enjoyment during unstructured time, and practical resources. Participants will explore:

- Why recess matters: academic, social, and emotional benefits for scholars
- Playground dynamics: What’s really happening during recess?

- The emerging conversation around structured recess and its implications
- How to make recess both joyful and a learning opportunity
- Building community and fostering inclusion among scholars
- Supporting social skills development through intentional strategies

Participants will also begin developing a “portrait” of their professional role, setting the stage for deeper exploration of a yard supervisor team in Part 2 of this series.

Workshop Length: 1 hour

NEW Portrait of a Yard Supervisor Team

(Part 2 of 2; Tier 1, Proactive, Introductory)



Building on the foundational concepts introduced in *Portrait of a Yard Supervisor Professional*, this second workshop emphasizes the power of teamwork in creating safe, supportive recess environments. Designed to be proactive and practical.

Part 2 highlights:

- The *What, Where, When, and Why* of effective supervision
- Ten key supervision factors
- The “Lounge Strategy” for enhancing playground supervision
- Creating a portrait of the yard supervisor *team* as a united force
- Laying the groundwork for a school-wide playground plan

Participants will leave with practical resources, equipping them to strengthen their collective impact and foster a positive, safe, and community-centered playground culture with their supervisory team. *Workshop Length: 1 hour*

Changing Lenses: The Power of Restorative Practices

(Tier 1, Proactive, Introductory)

This workshop is based on change. Changing our lenses on how we view scholars, school discipline policies, and the power of restorative practices to change lives. This is the perfect workshop for presenting a broad picture of restorative practices.



Educators will examine school discipline policies that can lead to the school-to-prison pipeline, the paradigm shift, an overview of restorative practices, including the 5Rs, how to change lenses, a look at California’s RP Paradigm Shift, and RP resources. The workshop includes Community Building and Dialogue Circles. Educators will leave with an overview of how restorative practices offer the power to change the lives of both scholars and staff.

Workshop Length: 1 hour

UPDATED Connecting with Disconnected Scholars

(Tier 1, Proactive, Intermediate)

Teachers are busier than ever. Yet more scholars are arriving with challenging behaviors and the ones who most need a caring adult. Educators spend so much time on scholars' disruptive behaviors; little energy is left to reach them.




This workshop begins by informing educators about Adverse Childhood Experiences (ACEs) and Positive Childhood Experiences (PCEs) that many scholars face due to trauma. Educators can use a few minutes here and there to invest in building relationships with disconnected scholars. This time can make a significant difference in reengaging scholars and helping feel like they are heard, seen, and belong. *Workshop Length: 1 hour*

7 Effective Guidance Techniques for Yard Supervisors or Campus Supervisors

(Tier 1, Proactive, Introductory)

This workshop engages educators in simple yet powerful strategies to guide students' behavior. Guides include using a confident voice, redirection, positive language, avoiding methods that lead to loss of respect, defining limits and maintaining consistency, reinforcing directions, and being alert to the total situation. After each guide is presented, educators "practice" what they learned. This workshop offers a foundation for those newer to these roles and practice for those with more experience. *Workshop Length: 1 hour*



Restorative Practices, Social-Emotional Learning (SEL), and Mental Health (Tier 2, Responsive, Advanced)

Explore how to use restorative practices to address mental health awareness and wellness support while promoting social-emotional learning. This workshop introduces the five Social and Emotional Learning Core Competencies. Common Characteristics of Social-Emotional Learning (SEL) and RP provide the foundation of the workshop. Educators will look at how SEL Supports the Development of RP and vice versa. Participants will consider implementing SEL and RP together using schoolwide strategies. Educators will experience both a SEL and RP activity that builds participants' skills. Small groups and discussion included. *Workshop Length: 1 hour*



UPDATED SPED & Restorative Practices



(Tier 1, Proactive, Advanced)

SPED scholars are part of the school community, and they matter. Restorative practices in schools can improve and support the practices of SPED teachers, staff, and school counselors. Exploring the Restorative Practices (RP) intersection is Important for inclusion. Educators will begin looking at the RP basics that are required for a chance of success. SPED scholars can gain essential social skills using restorative practices. The workshop concludes by adapting restorative questions for SPED scholars. *Workshop Length: 1 hour*

Trainer Sam Tallon's Favorite Workshop

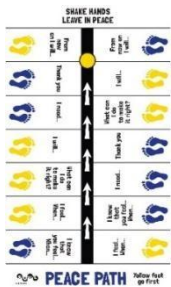
Trauma Awareness and Restorative Steps to Brain Regulation

(Tier 2, Responsive, Advanced)

Participants will gain insight into the impact of trauma on child development, behavior, and learning. We will review the ACEs and PCEs study to explore the negative impacts of trauma throughout the lifespan, and the encouraging research that healthy adult relationships and a safe community increases resiliency and overall wellbeing of our scholars. Participants will also receive tools and training to assist in brain regulation for scholars who are exhibiting high stress and trauma responses. *Workshop Length: 1 hour*



Peace Paths for Elementary Playgrounds




(Tier 1, Proactive, Introductory)

Peace Paths can be painted at cohort elementary school sites. Peace Path training is available for students and/or staff. Contact your site team consultant to request a peace path painted at your site and/or schedule training. *Workshop Length: 45 minutes*

WORKSHOPS FOR PARENTS/CAREGIVERS

Note: The following workshops and handouts are available in Spanish.

Restorative Practices in Schools Overview (Introductory) See description in educators' section. Available in Spanish.



Restorative Practices and the Home School Connection: Elementary or Secondary
(Introductory)

Have you heard about the school-to-prison pipeline? Are you concerned with the number of scholars suspended from schools? This workshop addresses school discipline concerns. The school discipline change features a shift from rules and punishment to relationships and restorative

approaches.

Parents/caregivers will learn why punishment doesn't work for many children & adolescents and how changing our questions about their misbehavior shifts from breaking rules to repairing relationships. Parents/caregivers will role play restorative questions that are used at school and can easily be used at home. Available in Spanish.

Workshop Length: 1 hour

Dodging the Power-Struggle Trap for Parents/Caregivers (Introductory)

Does this sound familiar? You ask your child or teen to do something, and it ends with opposition, aggression, or apathy to your request? Power struggles typically do not end well. They create distance and hostility instead of closeness and trust. Where do power struggles come from and what are our kids/teens trying to achieve?

In this workshop, parents/caregivers learn specific strategies to respond to challenging behavior in a way that is intended to prevent escalation and conflict of power, techniques to deescalate power struggles including restorative practices techniques, and how we can transform power struggles, so our kids/teens learn important life skills including self-discipline, responsibility, cooperation, and problem-solving skills. Available in Spanish. *Workshop Length: 1 hour*



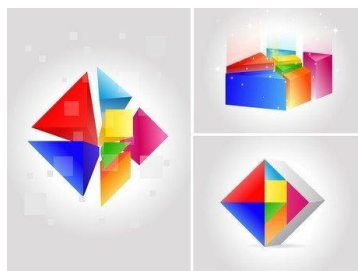
Restorative Parenting: Building Stronger Relationships with Your Children and Teens (Introductory)



Your scholar's school is using Restorative Practices as an alternative to punitive discipline. How can you use these strategies at home? Parents/caregivers will understand the basics of Restorative Practices and how and why to incorporate them into their parenting/caregiving. Through practice and discussion, parents and caregivers will learn skills through a Restorative Practices lens. These include the use of affective statements, and restorative conversations to promote accountability and repair of harm for both children/teens and parents/caregivers. Available in Spanish. *Workshop Length: 1 hour*

Helping Children and Teens Change Their Behavior: Using The Relationship Matrix (Intermediate)

"Restorative practices are based on the fundamental belief that our children (and teens) are the happiest, healthiest and most likely to make positive changes in their behavior when parents/caregivers do things with them rather than to them or for them." [iirp.edu]



Based on *The Relationship Matrix* parents/caregivers will discover where their parenting style lies on the four quadrants: To, Not, For or With. When parents/caregivers implement guidance using this framework, the results for children's/teen's behaviors are surprising. An overview of the quadrants and styles, video clip, and a reflective circle make this workshop engaging and practical for parents/caregivers. Available in Spanish. *Workshop Length: 1 hour.*

Beyond Saying Sorry: Using Restorative Apologies with Your Children (K-6th) or Teens (7th-12th Grades) (Intermediate)

Do you know that apologies can cause more harm than help? Why are these types of apologies ineffective? In this workshop parents/caregivers will connect restorative questions with potential apologies. Rather than just saying, “I’m sorry,” which is often not genuine, parents/caregivers learn how to help their children make a full apology. Full apologies usually have four parts: past, present, future, and forgiveness. The 4-part model is easy to learn and use at home. Available in Spanish. Pre-requisite: *RP and the Home School Connection: Elementary or Secondary*. Workshop Length: 1 hour



WORKSHOPS FOR SCHOLARS (5th – 12th)

- *Restorative Practices in Schools Overview*
- *Introduction to Restorative Questions: Elementary or Secondary*
- *Restorative Apologies, Beyond Just Saying, “Sorry.” Elementary or Secondary*
- *Introduction to Restorative Peer Leaders (Elementary or Secondary)*
- *Elementary Restorative Peer Leaders: Peace Paths*
- *Secondary: Introduction to Restorative Circles – The Basics*
- *Secondary: Community Building Circles*

Trainer’s Contact Information

<p>Dr. Marian Fritzemeier, Ed.D. Restorative Practices Trainer, Consultant, & Coach</p> <p>C: (209) 765-7016</p> <p>NEW Email, Webpage & Facebook Page! drmarian@GatewaytoRestorativePractices.com</p> <p>https://www.GatewaytoRestorativePractices.com</p> <p>https://www.facebook.com/GatewaytoRestorativePractices</p> <p>https://www.linkedin.com/in/dr-marian</p> <p>Sign up for Dr. Marian’s RP Blog at her website.</p>	<p>Restorative Practices Team</p> <p>Kourtney Kauffman, M.S., LMFT Family Concern Counseling Director, Marriage & Family Therapist (#116593)</p> <p>Central Valley YFC Office 1101 M Street, Modesto, CA 95354 209-522-9568 x128 RP@CVyouth.org</p>
--	--

Sources

1. *Trauma Informed Care: An element of success*. 2022. HCDE Communications, May 12. <https://blog.hcde-texas.org/2022/05/12/trauma-informed-care-a-fundamental-element-of-school-success/>
2. *Repairing the Harm*. 2022. Pillar 2 Joy and Wellness. No author. [achieve.lausd.net]
3. *Relationships First: Restorative Justice-Practices in Philly Public Schools*. 2022. No author, p. 15. <https://www.philasd.org/schoolclimate/#relationshipfirst>
4. *Topic Circle Series: A Tier II Restorative Practice for School Communities*. Rockefeller, J.D., Kathy. No date. <https://nacri.org/community-justicefeatured/community-justice-for-schools-tier-ii-restorative-practices>

Image Sources

Tree clipart [rawpixel-id-7595732-public-domain-cc0]; Restorative Practices in Action [Kim Eddy Designs 2025]; chalkboard-with-introduction-message [freepik.com]; forming-a-star-6146696 [pexels.com]; Tier 2 Circles Repairing Relationships [Kim Eddy Designs 2025]; solutionist 48227462591 John Kenfield [Flickr.com]; photocms_files1_geralt Sketch [publicdomainvectors.org]; circles [reddragonnetwork.org]; reading book in blue circle [cosaco.org]; man holding heart & brain decision-making [publicdomainpictures.net]; storytelling-child-clip-art [FAVPNG]; problem-solution-98377 [Pixabay.com]; apply-quick-style-to-pyramid-shape; Gnome-face-angry [commons.wikimedia.org]; overview-final [theieltsgenius.com]; illustration-of-a-cartoon-speech-bubble-[freestockphotos.biz]; Questions1 griseldangelo1 [flickr.com]; im-not-sorry-yellow-sticker-note-post 659247 [needpix.com]; Dorothy Vaanderling's Relationship Window, 2010; goats-'competition dispute-692660 [Pixabay.com]; Picture_frame_leaves_stainedglass_03 [Oxana59, CC BY-SA 4.0 creativecommons]; team teamwork photo1599688 [needpix.com]; ; Vision Eyechart with Glasses [c/c0 Wikimedia.org]; t-shirt-negativitytypography [freessvg.org]; confusion-left-right-straight 311388_1280 needpix.com]; emotions-expressedwith-black-color-in-yellow-squares 118921 [freerangestock.com]; free-transparent-background [hiclipart.com]; Brain-diagram-pink-6289600e [Commons.wikimedia.com]; www.soulshoppe.com/products; Locker Image Modern yellow school lockers [Adobe.com]; white-lions-tug-o-war [publicdomainpictures.net]; Family-Picnic-Silhouette 219884 [openclipart.org]; seven-color-changingvector-5426021 [freeimages.com]; & sorry-dog-text-cute-puppy-sad-13630 [Pixabay.com].